

## STANDARD CHANNEL GRATES

ALL LOAD CLASSES ARE IN COMPLIANCE WITH EN124.1994

GRATINGS:- Generally there are 5 types of standard widths that are able to cover openings from 75mm to 385mm. S1 is suitable for scupper drain indoors and outdoors, C1 to C3 are for most common house drains including car-porches. C4 is used for wider drains such as in parks, commercial and industrial surrounds.

PART NO.	WEIGHT	MODEL	DRAIN WIDTH	LOAD CLASS	ACTUAL GRATING SIZE
31110	3 kg	S1-125H25LD	75 to 90mm	A15	125W x 500L x 25mm(t)
31111	6.5 kg	S1-125H25HD	75 to 85mm	B125	125W x 500L x 25mm(t)
31112	4 kg	C1-210H25LD	128 to 170mm	A15	210W x 500L x 25mm(t)
31113	8.5 kg	C1-210H35HD	128 to 160mm	B125	210W x 500L x 35mm(t)
31114	6 kg	C2-292H25LD	210 to 242mm	A15	292W x 500L x 25mm(t)
31115	10 kg	C2-292H35HD	210 to 232mm	B125	292W x 500L x 35mm(t)
31116	8 kg	C3-355H25LD	273 to 305mm	A15	355W x 500L x 25mm(t)
31117	15 kg	C3-355H35HD	273 to 295mm	B125	355W x 500L x 35mm(t)
31118	13 kg	C4-435H35LD	345 to 385mm	A15	435W x 420L x 35mm(t)
31119	28 kg	C4-435H50HD	345 to 375mm	B125	435W x 420L x 50mm(t)

## HIGH PERFORMANCE CHANNEL GRATES

ALL LOAD CLASSES ARE IN COMPLIANCE WITH EN124.1994

HIGH PERFORMANCE GRATINGS:- This range of gratings is specially designed for heavy loading applications such as car-park entrances, hard-standing areas, driveways and kerb sides. L-Trimmers are strongly recommended to be used to ensure a flat and level seating of gratings.

PART NO.	WEIGHT	MODEL	DRAIN WIDTH	LOAD CLASS	ACTUAL GRATING SIZE
32110	12 kg	C1-210H35EHD	128 to 150mm	C250	210W x 500L x 35mm(t)
32111	17 kg	C1-210H50CHD	128 to 150mm	D400	210W x 500L x 50mm(t)
32112	15 kg	C2-292H35EHD	210 to 230mm	C250	292W x 500L x 35mm(t)
32113	24 kg	C2-292H50CHD	210 to 230mm	D400	292W x 500L x 50mm(t)
32114	27 kg	C3-355H50EHD	273 to 285mm	C250	355W x 500L x 50mm(t)
32115	47 kg	C3-355H75CHD	273 to 285mm	D400	355W x 500L x 75mm(t)
32116	45 kg	C4-435H70EHD	345 to 365mm	C250	435W x 420L x 70mm(t)
32125	52 kg	C4-435H75CHD	345 to 365mm	D400	435W x 420L x 75mm(t)
32117	13 kg	D1-167H35EHD	100 to 117mm	C250	167W x 750L x 35mm(t)
32118	17.5 kg	D1-167H50CHD	100 to 117mm	D400	167W x 750L x 50mm(t)
32121	38 kg	D3-495H75EHD	395 to 425mm	C250	495W x 370L x 75mm(t)
32122	44 kg	D3-495H75CHD	395 to 425mm	D400	495W x 370L x 75mm(t)
32123	16.5 kg	BW1-260H50EHD*	200mm	C250	260W x 500L x 50mm(t)
32124	25 kg	BW2-400H50EHD*	330mm	C250	400W x 500L x 50mm(t)

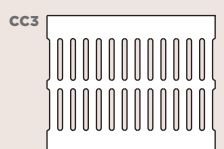
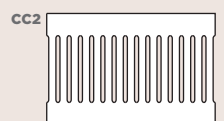
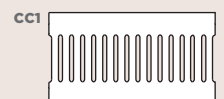
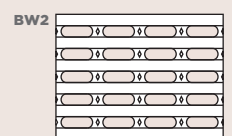
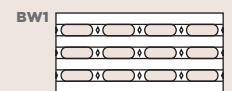
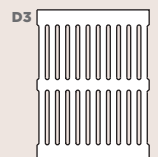
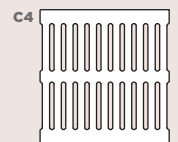



\*BW1 & BW2 models are designed with broad slots of 35mm wide. It has maximum water breaking efficiency.

## CUSTOM-CUT CHANNEL GRATES

ALL LOAD CLASSES ARE IN COMPLIANCE WITH EN124.1994

CUSTOM-CUT GRATINGS:- This range of gratings is specially designed for replacement purposes without any form of construction work on existing drains. The longitudinal side of the gratings has a wider edging so that they can be cut to attain required widths. The cutting of the grating must be pre-attained and factory cut.

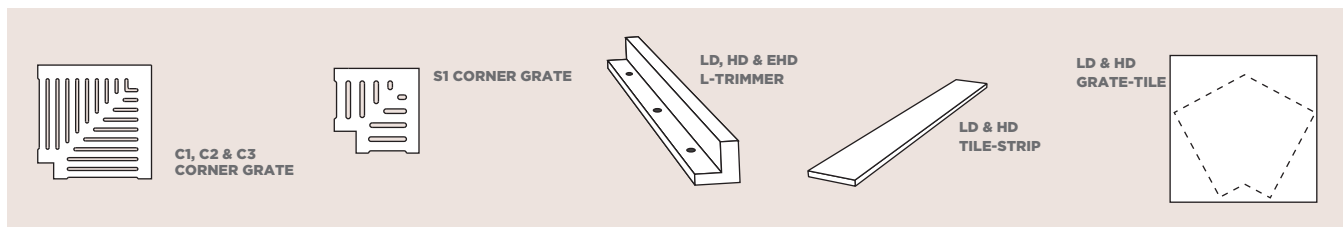
PART NO.	WEIGHT	MODEL	DRAIN WIDTH	LOAD CLASS	ACTUAL GRATING SIZE
33110	7 kg	CC1-275H25LD	140 to 225mm	A15	275W x 500L x 25mm(t)
33111	12 kg	CC1-275H35HD	140 to 215mm	B125	275W x 500L x 35mm(t)
33112	14 kg	CC1-275H35EHD	140 to 205mm	C250	275W x 500L x 35mm(t)
<i>CC1 min. width: 180mm for LD &amp; 200mm for HD &amp; EHD</i>					
33113	7.5 kg	CC2-330H25LD	200 to 280mm	A15	330W x 500L x 25mm(t)
33114	16 kg	CC2-330H35HD	200 to 270mm	B125	330W x 500L x 35mm(t)
33115	23 kg	CC2-330H50EHD	200 to 260mm	C250	330W x 500L x 50mm(t)
<i>CC2 min. width: 250mm for LD &amp; 270mm for HD &amp; EHD</i>					
33116	15 kg	CC3-410H35LD	275 to 360mm	A15	410W x 500L x 35mm(t)
33117	22 kg	CC3-410H35HD	275 to 350mm	B125	410W x 500L x 35mm(t)
33118	29 kg	CC3-410H50EHD	275 to 340mm	C250	410W x 500L x 50mm(t)
<i>CC3 min. width: 335mm for LD &amp; 345mm for HD &amp; EHD</i>					



## COMPONENTS FOR CHANNEL GRATES

PART NO.	WEIGHT	MODEL	LOAD CLASS	ACTUAL GRATING SIZE
34110C	3.5 kg	90° C1-H25LD	A15	Suitable for standard C1-210H25LD
34111C	5 kg	90° C1-H35HD	B125	Suitable for standard C1-210H35HD
34112C	6 kg	90° C1-H35EHD	C250	Suitable for standard C1-210H35EHD
34113C	7 kg	90° C2-H25LD	A15	Suitable for standard C2-293H25LD
34114C	11 kg	90° C2-H35HD	B125	Suitable for standard C2-292H35HD
34115C	13 kg	90° C2-H35EHD	C250	Suitable for standard C2-292H35EHD
34116C	10 kg	90° C3-H25LD	A15	Suitable for standard C3-355H25LD
34117C	19 kg	90° C3-H35HD	B125	Suitable for standard C3-355H35HD
34118C	28 kg	90° C3-H50EHD	C250	Suitable for standard C3-355H50EHD
34119C	17 kg	90° S1-H25LD	A15	Suitable for standard S1-125H25LD
34120C	3 kg	90° S1-H25HD	B125	Suitable for standard S1-125H25HD
34121C	1.5 kg	L-TRIMMER-25LD	N.A	60W x 500L x 35mm(t)
34122C	2 kg	L-TRIMMER-35HD/EHD	N.A	60W x 500L x 50mm(t)
34123C	3 kg	L-TRIMMER-50EHD/CHD	N.A	65W x 500L x 65mm(t)
34124C	3.8 kg	L-TRIMMER-70EHD/CHD	N.A	65W x 420L x 85mm(t)
34125C	4.5 kg	L-TRIMMER-75EHD/CHD	N.A	65W x 500L x 90mm(t)
34126C	0.5 kg	L-SLIM-TRIMMER-25LD/HD	N.A	40W x 500L x 35mm(t)
34127C	0.6 kg	TS-50-LD (Tile-Strip)	N.A	50W x 500L x 10mm(t)
34128C	0.8 kg	TS-50-HD/EHD (Tile-Strip)	N.A	50W x 500L x 15mm(t)
34129C	10 kg	GT-400H25LD (Grate-Tile)	A15	400W x 400L x 25mm(t)
34130C	12 kg	GT-500H25LD (Grate-Tile)	A15	500W x 500L x 25mm(t)
34131C	14 kg	GT-400H35HD (Grate-Tile)	B125	400W x 400L x 35mm(t)
34132C	16 kg	GT-500H35HD (Grate-Tile)	B125	500W x 500L x 35mm(t)

NOTE: All Grate-Tiles that are Heavy Duty and above must be pre-fabricated according to templates submitted by installers.



## MAINTENANCE & MISCELLANEOUS ACCESSORIES

PART NO.	WEIGHT	TYPE	DESCRIPTION	PACKING
41110MA	N.A.	T-HOOKS for LD & HD	Mildsteel Welded Rod	2 pcs/set
41111MA	N.A.	T-HOOKS for EHD & CHD	Mildsteel Welded Rod	2 pcs/set
41112MA	2 kg/set	REPAIR KIT for Standard Colours	2 Parts Epoxy Putty	2 kg/set (gross wt.)
41113MA	2 kg/set	REPAIR KIT for Custom Colours	2 Parts Epoxy Putty	2 kg/set (gross wt.)
41114MA	12 kg/set	SEALFIX™ 103	2 Parts Epoxy Mortar	12 kg/set (gross wt.)
41115MA	1 kg/litre	SHIELDFIX™ 108	Protective Stone Sealer	1 litre
41116MA	1 kg/litre	KLEANSOL™ 511	Algae & Stain Remover	1, 5 & 25 litres

Jonite reserves the right to change the designs or specifications without notice